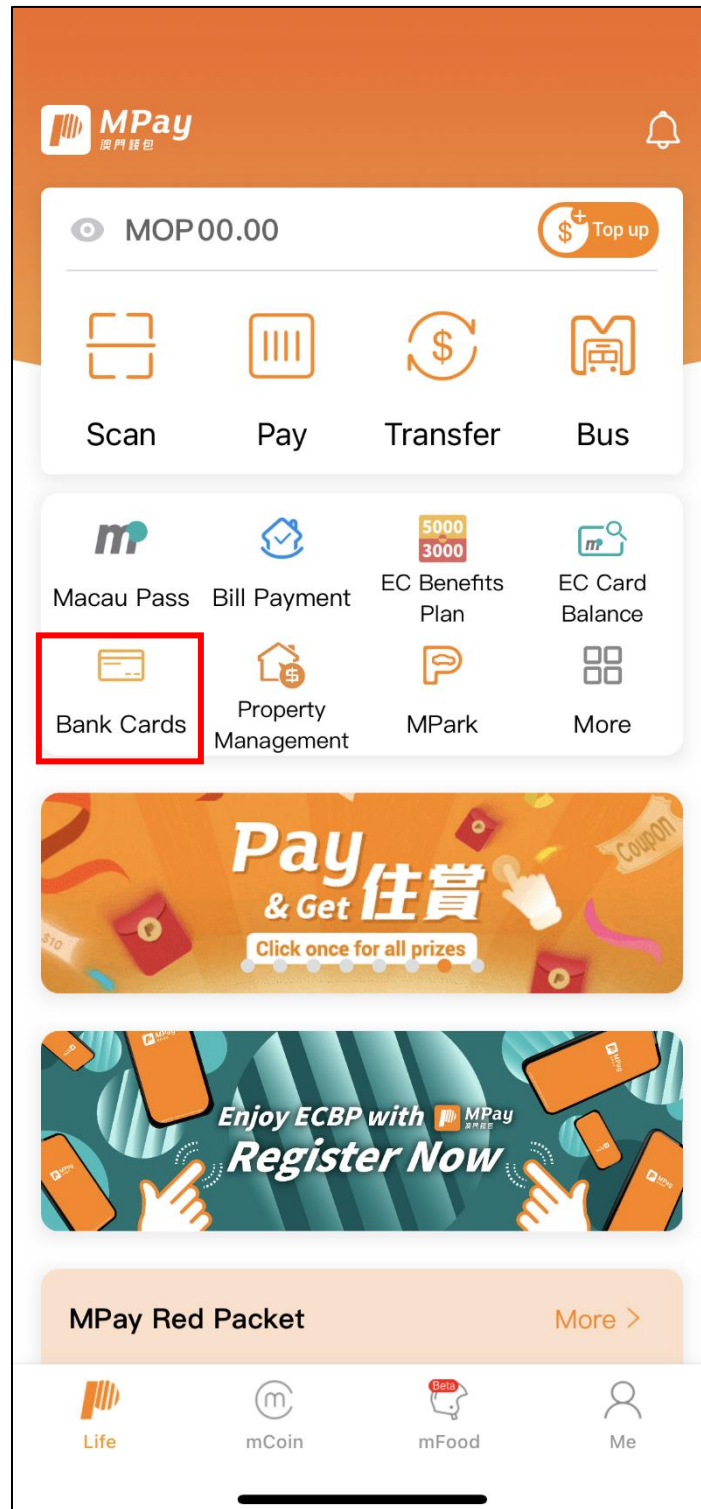



# Flow for linking OCBC Credit Card to MPay

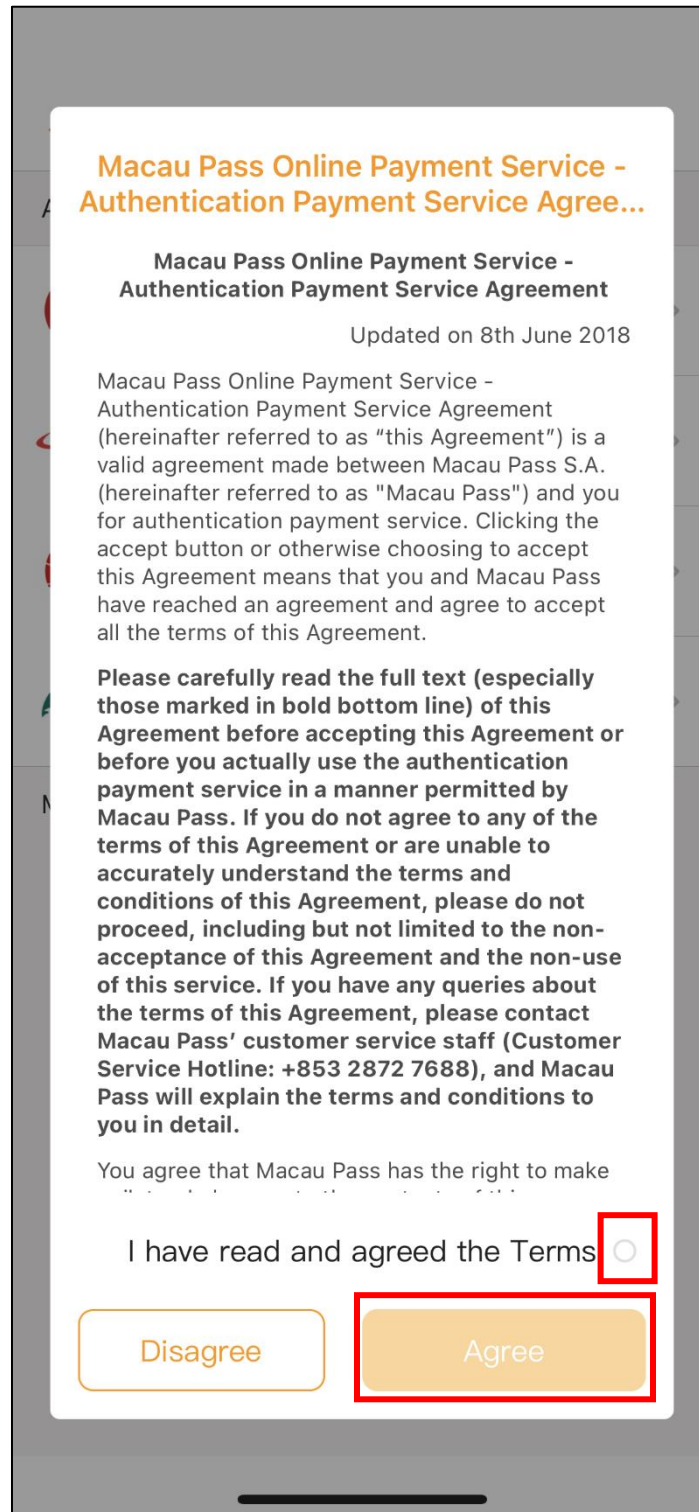
1. Go to “Life” in MPay and click “Bank Cards” icon.



2. Click **+ Add credit card** and choose “OCBC Bank (Macau)”.



3. After reading the service agreement, click "I have read and agreed the Terms" and "Agree".



**Macau Pass Online Payment Service - Authentication Payment Service Agree...**

**Macau Pass Online Payment Service - Authentication Payment Service Agreement**

Updated on 8th June 2018

Macau Pass Online Payment Service - Authentication Payment Service Agreement (hereinafter referred to as "this Agreement") is a valid agreement made between Macau Pass S.A. (hereinafter referred to as "Macau Pass") and you for authentication payment service. Clicking the accept button or otherwise choosing to accept this Agreement means that you and Macau Pass have reached an agreement and agree to accept all the terms of this Agreement.

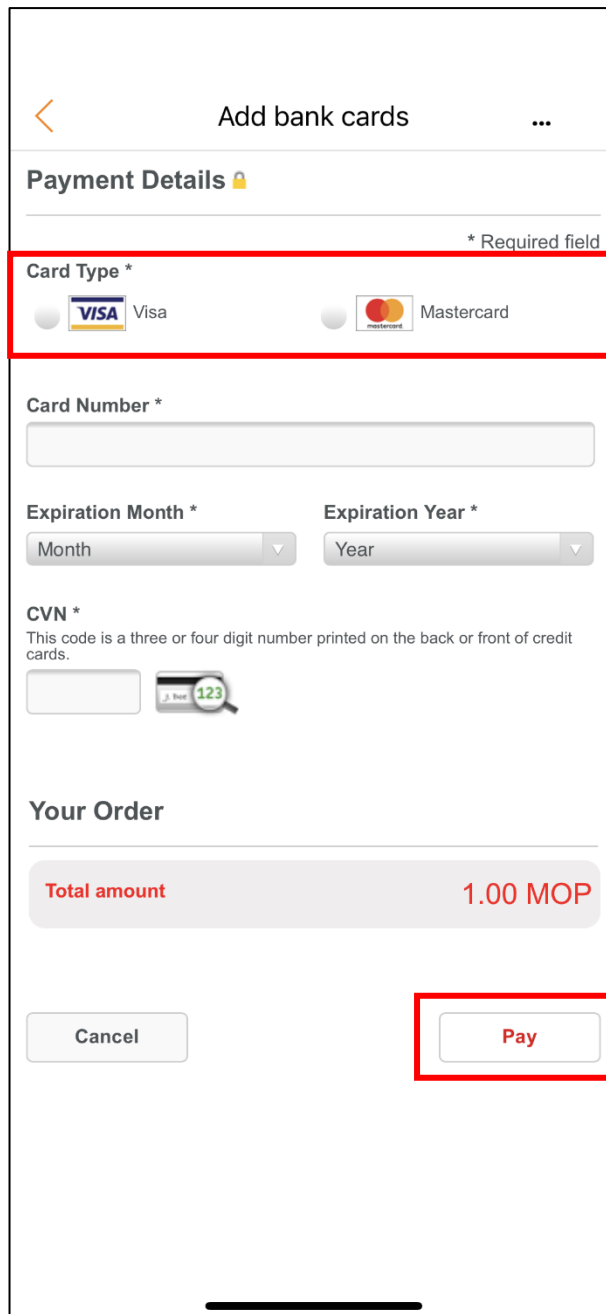
**Please carefully read the full text (especially those marked in bold bottom line) of this Agreement before accepting this Agreement or before you actually use the authentication payment service in a manner permitted by Macau Pass. If you do not agree to any of the terms of this Agreement or are unable to accurately understand the terms and conditions of this Agreement, please do not proceed, including but not limited to the non-acceptance of this Agreement and the non-use of this service. If you have any queries about the terms of this Agreement, please contact Macau Pass' customer service staff (Customer Service Hotline: +853 2872 7688), and Macau Pass will explain the terms and conditions to you in detail.**

You agree that Macau Pass has the right to make

I have read and agreed the Terms

**Disagree** **Agree**

4. Input your credit card information. Then click the confirmation button at the right bottom.
- No verification is required for the customers who re-link their credit cards.
  - Regarding those first-time linkage, it will take 1-2 working days for the bank's verification the same as aforementioned process.
- (Note: OCBC; Bank will proceed with a MOP1 authorization hold to authenticate the credit card.)



< Add bank cards ...

**Payment Details** 🔒

\* Required field


**Card Type \***

VISA Visa  Mastercard

**Card Number \***

**Expiration Month \***  **Expiration Year \***

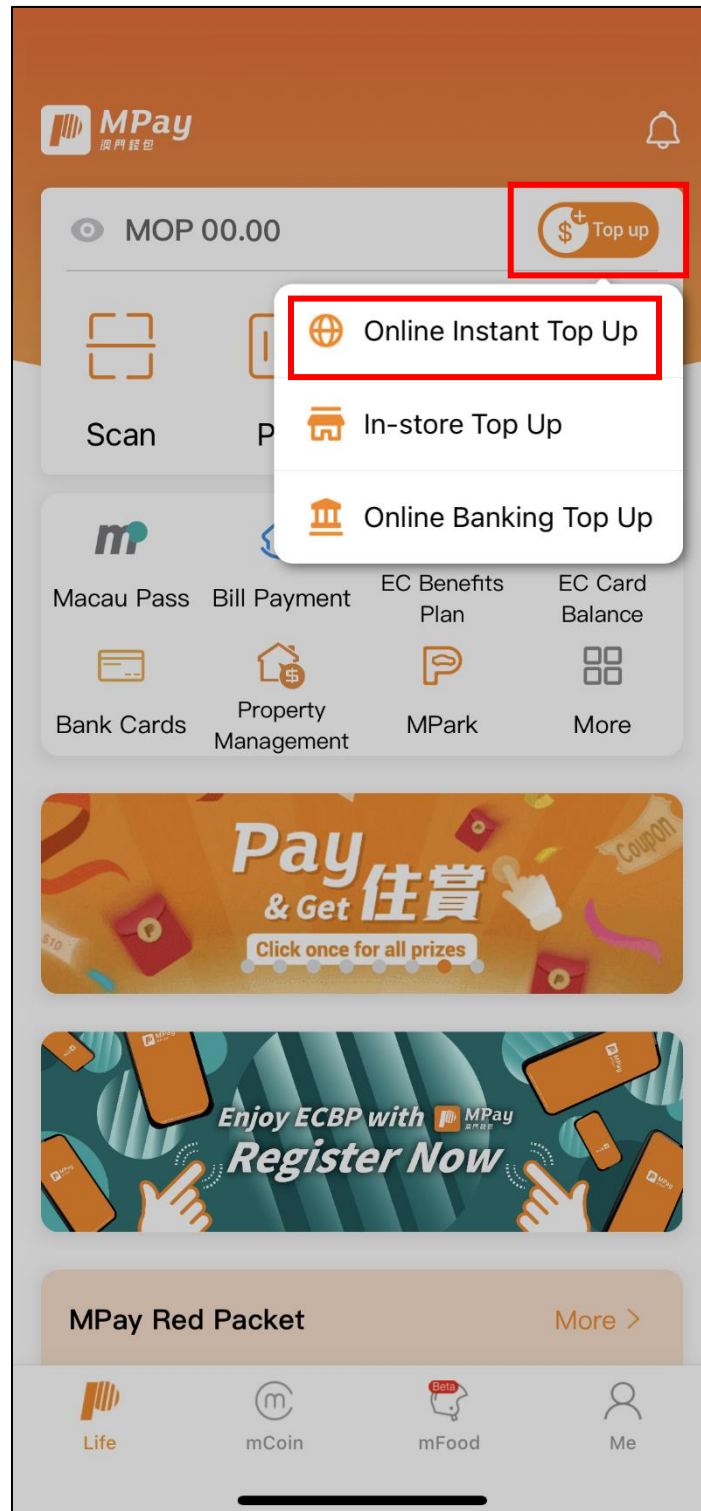
**CVN \***  
This code is a three or four digit number printed on the back or front of credit cards.



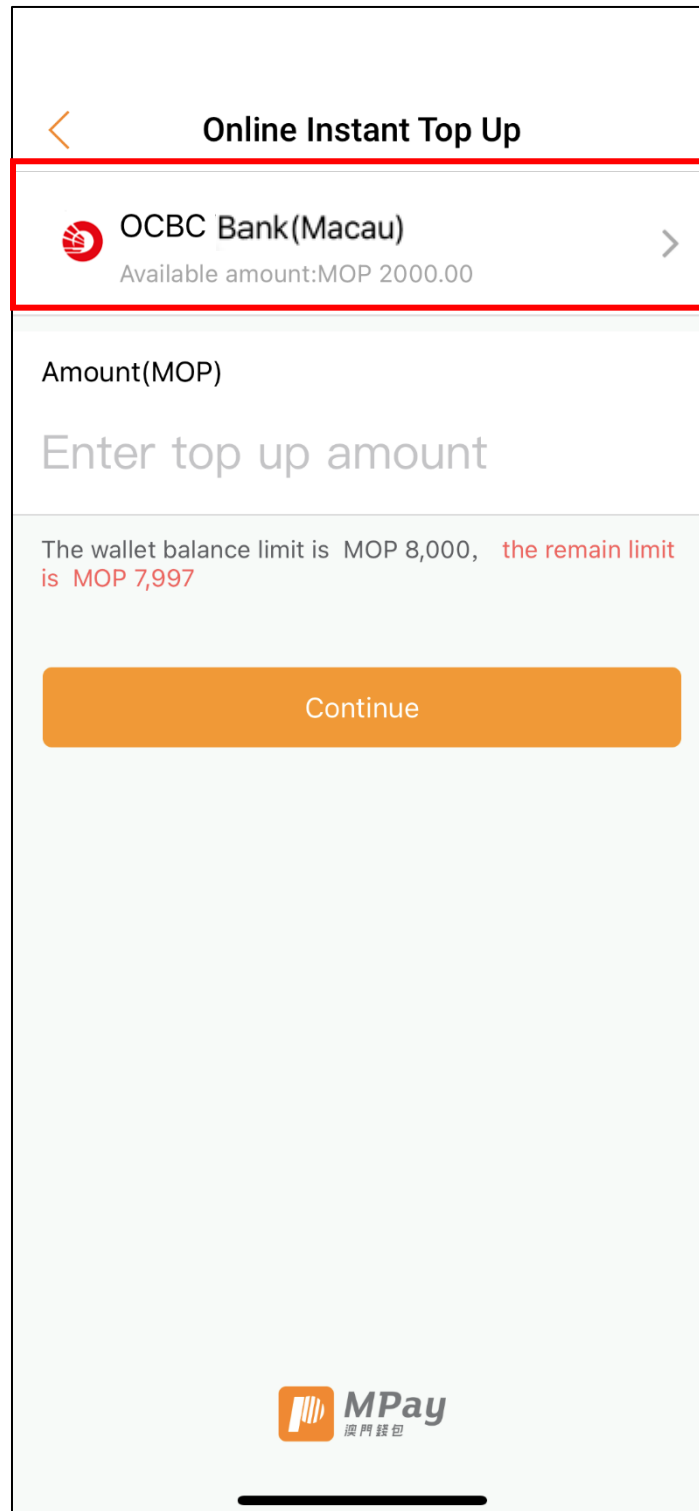
**Your Order**

**Total amount** 1.00 MOP


5. Click “Top up->Online Instant Top Up” to top-up.



6. Choose re-linked OCBC credit card to top-up, then click “Me” to check the balance.



< Online Instant Top Up


 OCBC Bank(Macau) >  
Available amount:MOP 2000.00

Amount(MOP)

Enter top up amount

The wallet balance limit is MOP 8,000, the remain limit is MOP 7,997

Continue

 MPay  
澳門錢包